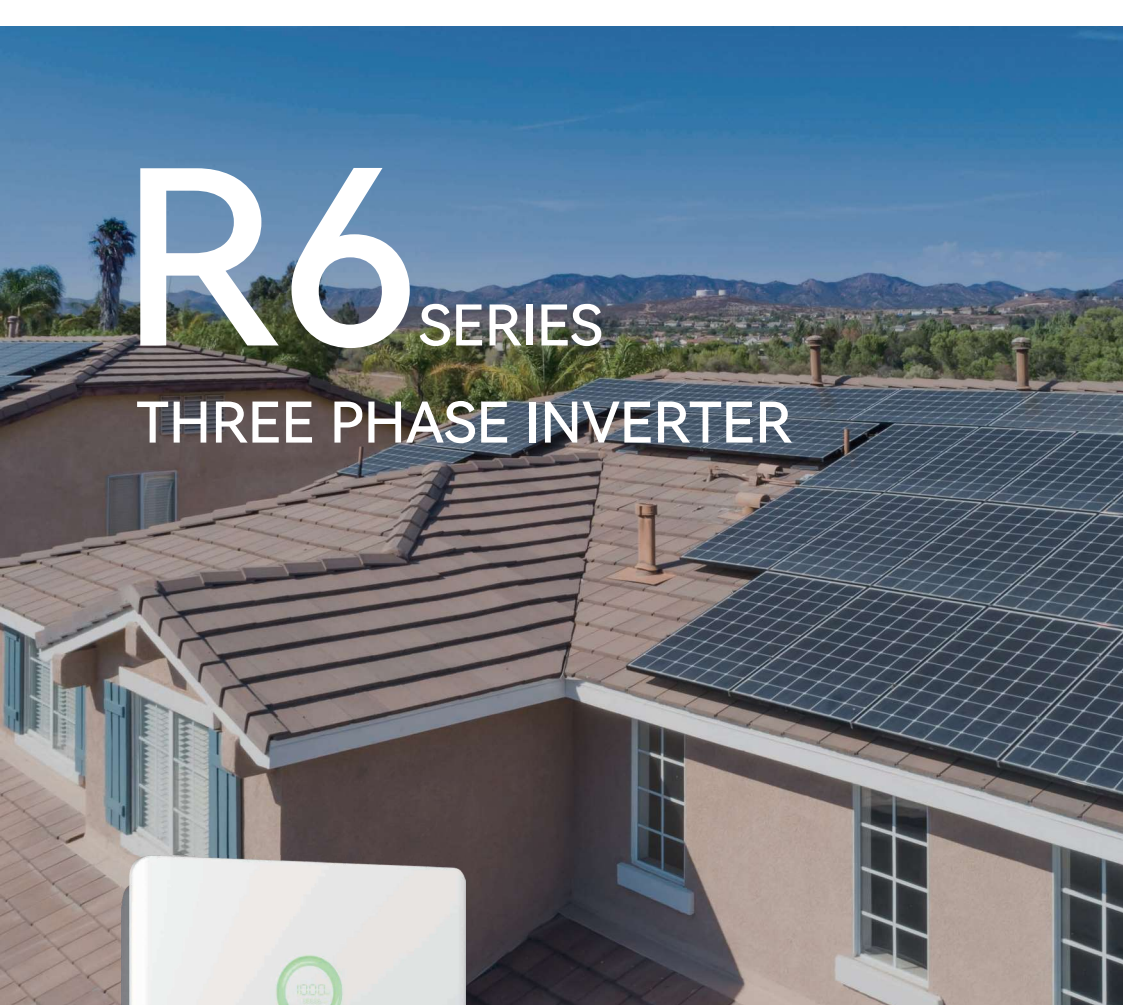



R6 SERIES THREE PHASE INVERTER




R6-3K-T2 | R6-4K-T2 | R6-5K-T2 | R6-6K-T2
R6-8K-T2 | R6-10K-T2 | R6-10K-T2-B
R6-12K-T2 | R6-15K-T2

AFCI AFCI (Optional)

16A String current up to 16A

 Max. Efficiency 98.6%

 Built-in AC & DC SPD

110% 110% AC overloading

 24/7 load monitoring (Optional)

MODEL	R6-3K-T2	R6-4K-T2	R6-5K-T2	R6-6K-T2	R6-8K-T2	R6-10K-T2	R6-10K-T2-B	R6-12K-T2	R6-15K-T2
DC Input									
Max. PV Array Power [Wp]@STC	4500	6000	7500	9000	12000	15000	15000	18000	22500
Max. DC Voltage [V]	1100								
MPPT Voltage Range [V]	160 ~ 950								
Rated DC Voltage [V]	600								
Start Voltage [V]	180								
Min. DC Voltage [V]	150								
Max. DC Input Current [A]	16/16								
Max. DC Short Circuit Current [A]	19.2/19.2								
No. of Strings per MPPT	1/1								
No. of MPPT	2								
DC Switch	Integrated								
AC Output									
Rated AC Power [W]	3000	4000	5000	6000	8000	10000	10000	12000	15000
Max.Apparent Power*[VA]	3300	4400	5500	6600	8800	11000	10000	13200	15000
Rated Output Current [A]@ 230Vac	4.4	5.8	7.3	8.7	11.6	14.5	14.5	17.4	21.8
Max.Output Current [A]	5.0	6.7	8.4	10.0	13.4	16.7	15.2	20.0	22.8
Rated AC Voltage/ Range [V]	3L+N+PE, 220/380, 230/400, 240/415; 180 ~ 280/ 312 ~ 485								
Rated Output Frequency/ Range [Hz]	50,60/ 45 ~ 55,55 ~ 65								
Power Factor [cos φ]	0.8 leading ~ 0.8 lagging								
Total Harmonic Distortion [THDi]	<3%								
Efficiency									
Max. Efficiency	98.2%	98.5%	98.5%	98.5%	98.6%	98.6%	98.6%	98.6%	98.6%
Euro Efficiency	97.8%	98.2%	98.2%	98.2%	98.3%	98.3%	98.3%	98.4%	98.4%
Protection									
Internal Overvoltage Protection	Integrated								
DC Insulation Resistance Detection	Integrated								
Grid Monitoring	Integrated								
GFCI Monitoring	Integrated								
DCI Monitoring	Integrated								
AC Short Circuit Current Protection	Integrated								
AC Grounding Detection	Integrated								
DC Surge Protection	Integrated								
AC Surge Protection	Integrated								
Anti-islanding Protection	Integrated								
AFCI Protection	Optional								
Interface									
DC Connection	MC4/ H4								
AC Connection	Plug-In Connector								
Display	LED+APP								
Communication Port	RS232(USB) +RS485(RJ45) +DRM								
Communication	Wi-Fi/ Ethernet/ 4G(Optional)								
Load Monitoring	24/7 (Optional)								
General Parameters									
Topology	Non-isolated								
Consumption at Night [W]	<1								
Operating Temperature Range	-40°C to +60°C (45°C to 60°C with derating)								
Cooling Method	Natural Convection								
Ambient Humidity	0-100% Non-condensing								
Altitude	4000m (>3000m Power Derating)								
Noise [dBA]	<35								
Ingress Protection	IP65								
Mounting	Wall Mounting								
Dimensions [H*W*D][mm]	391*532*190								
Weight [kg]	15								
Warranty [Year]	5/10/15/20								
Applicable Standard	EN 62109-1/2, EN 61000-6-1/2/3/4, EN 50438, EN 50549, C10/11, IEC 62116, IEC 61727, RD 1699, RD 413, UNE 206006, UNE 206007, NTS, CEI 0-16, CEI O-021, AS 4777.2, NBR 16149, NBR 16150 VDE-AR-N 4105, VDE 0126-1-1								

Remarks: * According to C10/C11, Max. Apparent Power= Rated AC Power.